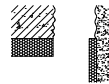
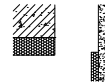


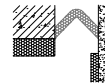
1. Clean the garbage and check if the gap is equally wide and straight.



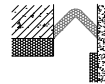
2. Make level



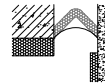
3. Make level with high strength of cement mortar. The width is more than 150mm.



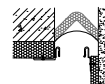
4. Install the fire barrier. Then Snap the ink line on the screed coat to confirm the sidelines of the aluminum base.



5. Install the water barrier. The side line of water barrier can't cover the ink line snapped.(Brush the special glue on the surface of the screed coat and the lower surface of the water barrier. After the glue is almost air drying, put the water barrier on the screed coat.)



6. Install the aluminum base.



7. Install the elastic rubber strip. Installation finished.

